

FELLOWSHIP DETAILS

INDIGO WOMENS CENTER

Dr. Surakshith Battina M.D.

| LAPAROSCOPY | INFERTILITY | COSMETIC GYNECOLOGY |



ONE YEAR PROGRAM

FOR GYNECOLOGISTS

DETAILS

Observation/IVF history taking in OP

Detailed observation of protocols (IUI/ICSI)

Observation for IUI

Handling IUI

Observation in OT for Egg collection / Embryo transfer

Observation in USG room for Follicular monitoring



Observation in Embryology room for ICSI and Clean room practices

Handling fertility enhancing surgeries

Handling diagnostic hystero-laparoscopies

OBJECTIVES FOR REPRODUCTIVE MEDICINE

1. Assess student's basic understanding of ART (assisted reproductive technologies)
2. Assess student's interaction with patients and their potential to counsel patients regarding various treatment options in ART
3. Help students understand and handle OT and Embryology instruments
4. Assess student's understanding of the indications and contraindications of various ART procedures.
5. Ultrasound sessions to understand follicular monitoring and maturation studies.
6. Various investigations required for complete assessment of couples suffering from infertility

- 
- 
- [7.](#) Andrology preparation of semen for analysis, washing and semen freezing
 - [8.](#) Assess student's understanding of various protocols and follicular monitoring.
 - [9.](#) Learn about prevention of OHSS and to manage it.
 - [10.](#) Learn about management of PCOS and stimulation of these patients.
 - [11.](#) Assess student's understanding of oocyte retrieval using conventional and aspirator methods.
 - [12.](#) Assess student's culture dish preparation.
 - [13.](#) Assess student's understanding in gamete handling and ICSI
 - [14.](#) Hands on loading of non-gamete cells into the catheter.
 - [15.](#) Luteal support protocols for ET.
 - [16.](#) Basic understanding of hormones and their interactions
 - [17.](#) Basics of male infertility
 - [18.](#) Assess student's handling of instruments in OT.
 - [19.](#) Assess student's handling of tissues
 - [20.](#) Assess student's knowledge of the various aspects involved in clinical establishment of an ART centre.

OBJECTIVES FOR LAPAROSCOPIC PROGRAM

- [1.To](#) assess student's basic understanding of gynaecological surgery
- [2.To](#) help the student's understanding of history taking and patient follow-up
- [3.To](#) assess student's individual skill of handling laparoscopic equipment and using ergonomics to correct his/her surgical technique for maximum efficiency.
- [4.To](#) assess student's post-operative care and management.
- [5.To](#) assess student's knowledge in the latest advancements and providing material to aid further learning.

6.To assess student's skill to guide newer fellows and students in minimal access surgery.

7.To explain to the students, the various indications, contraindications and complications which can be encountered during surgery and means to prevent them.

8.To assess student's understanding of ergonomics

9.To assess student's understanding of the insufflator , light source , camera head and camera system

10.To assess student's knowledge of the various aspects involved in establishing a full-fledged OT .

11. To assess the student's understanding of basics of laparoscopic suturing and the means to efficiently reduce time of suturing

12. To assess student's understanding of all laparoscopic instruments , energy sources , applicators and their uses.

13. To assess the student's capability in handling parts of the intraoperative procedure.

14. To give various hands on sessions at Ethicon facility in the dry and wet labs.

RESPONSIBILITY AND RULES OF THE PROGRAM

Maximum 2 candidates

Only for gynecologists

Course fee 2,00,000 INR (3000 USD for foreign students)

Monthly stipend: 35,000 INR

Training hours 8:00 am to 5:00 pm



(Trainees are expected to do 7 duties/month and attend obstetric cases)

Minimum requirement to complete the fellowship program:

2 Paper publications in National Journal

1 Paper publication in International Journal

Should pass the exit exam.



Certificate will be issued from Indigo Womens Center in association with “Chennai Association Of Fertility Experts” once the finishing criteria are met.

Kindly mention your qualification and additional degrees if any and send it to indigowomenscenter@gmail.com

Expenses for travel, stay and food are not included.

Accommodation can be arranged depending on your budget.

CONTACT DETAILS

Email:

indigowomenscenter@gmail.com

Phone:

+919551091555

Dr. Surakshith Battina (Program coordinator)

Indigo Womens Center

no.995 B, H-Block

2nd Avenue, Anna Nagar

Chennai- 40